

PATAGONIA HOT DOG CART

Features

Details

Specs


Schematics



FEATURES


- DOUBLE-DECKER GRILL
- DOUBLE STEAM TABLE
- 3 STEAM PANS
- HOT AND COLD WATER
- 4 SINKS
- SWIVEL FAUCET
- 5 GAL. FRESH WATER TANK
- 7 GAL. WASTE WATER TANK
- INSULATED BEVERAGE BIN (144 cans)
- INSULATED MEAT BIN
- BI-LEVEL BREAD BOX
- CONDIMENT SHELF
- 5 CONDIMENT PANS
- UMBRELLA STAND
- LEVELING STAND
- REMOVABLE TOW BAR
- 1 7/8" BALL COUPLER
- 2 SAFETY CHAINS
- OPERATOR MANUAL
- SCHEMATICS (for Health Dept. review)
- ONE YEAR WARRANTY

"Going places!"



**Hot Dog
Cart Company**

4497 Springbrook Rd.
Jackson, MI 49201



734-507-1212

DETAILS/DESCRIPTIONS

GRILL

The grill on the Patagonia hot dog cart is a double rack, 55,000 BTU grill with ample cooking space. The drip tray is located below and sufficient to hold grease for months, minimizing the need for frequent cleaning. Due to the popularity of grilling as opposed to steaming, this is an attractive feature.

STEAM TABLE

The steam table on the Patagonia hot dog cart consists of one large cast iron burner with an individual shut off valve. The steam table accommodates 3 1/3 size pans. The pans are 6" deep and come with solid lids. Alternative configurations are available. You can steam, boil or warm up food items of your choice (hot dogs, buns, chili, cheese etc.). Pans are easily removed for cleaning and maintenance. All pans and lids are NSF approved and listed.

SINKS

The hot dog cart has four sinks and one swivel faucet with hot and cold water for handwashing, rinsing, washing and sanitizing.

WATER STORAGE

The Patagonia hot dog cart has a 5 gal. fresh water tank and a 7 gal. waste water tank.

BEVERAGE BIN

The beverage bin in the Patagonia has a hinged lid and is easily accessible to both vendors and customers. It has its own drain and is insulated to maximize the life of the ice. It has a capacity of 144 cans.

MEAT BIN

The meat compartment in the Patagonia hot dog cart is insulated and has its own drain. It is accessible through a hinged lid.

DRY STORAGE

The Patagonia hot dog cart features a bi-level bread box behind two sliding stainless steel doors and is sealed (so you don't need to remove anything in case of rain). The lower-level of the bread box accommodates 30 bags (a total of 360 units) of buns. The upper level is ideal for storing extra dry goods such as foil, napkins, paper bags, etc.

HEATING SOURCE

The burner on the steam table and the grill of the Patagonia hot dog cart run on propane, which is stored neatly in an interior compartment accessed by a hinged door with a safety latch. It holds two 20 lb. propane tanks (not incl.) ensuring you never run out during an event. The propane line has a dual stage regulator.

CONDIMENT EXTENSION

The condiment extension on the hot dog cart features five condiment pans with slotted lids. It is located on the opposite side of the vendor, ensuring efficient customer flow.

UMBRELLA

The umbrella stand is located in the center of the cart and holds a 9 ft. market umbrella available in the color of your choice. This type of umbrella eliminates the need for cleaning as it is easy and inexpensive to replace.

TRAILER

The hot dog cart rests on a D.O.T.-approved heavy-duty trailer (title available) with baked enamel finished. The leaf spring suspension system allows you to tow it at freeway speeds with safety. The tire size is 4.8" x 8" standard.

TOWING BAR

The tow bar on the hot dog cart is removable increasing the approachability of the cart and minimizing safety issues. It is equipped with a 1 7/8" ball coupler and two safety chains.

LIGHTS

The lights on the hot dog cart are tail, stop, signals and hazards. The wiring harness for the lights is male. The lights come with a license plate holder.

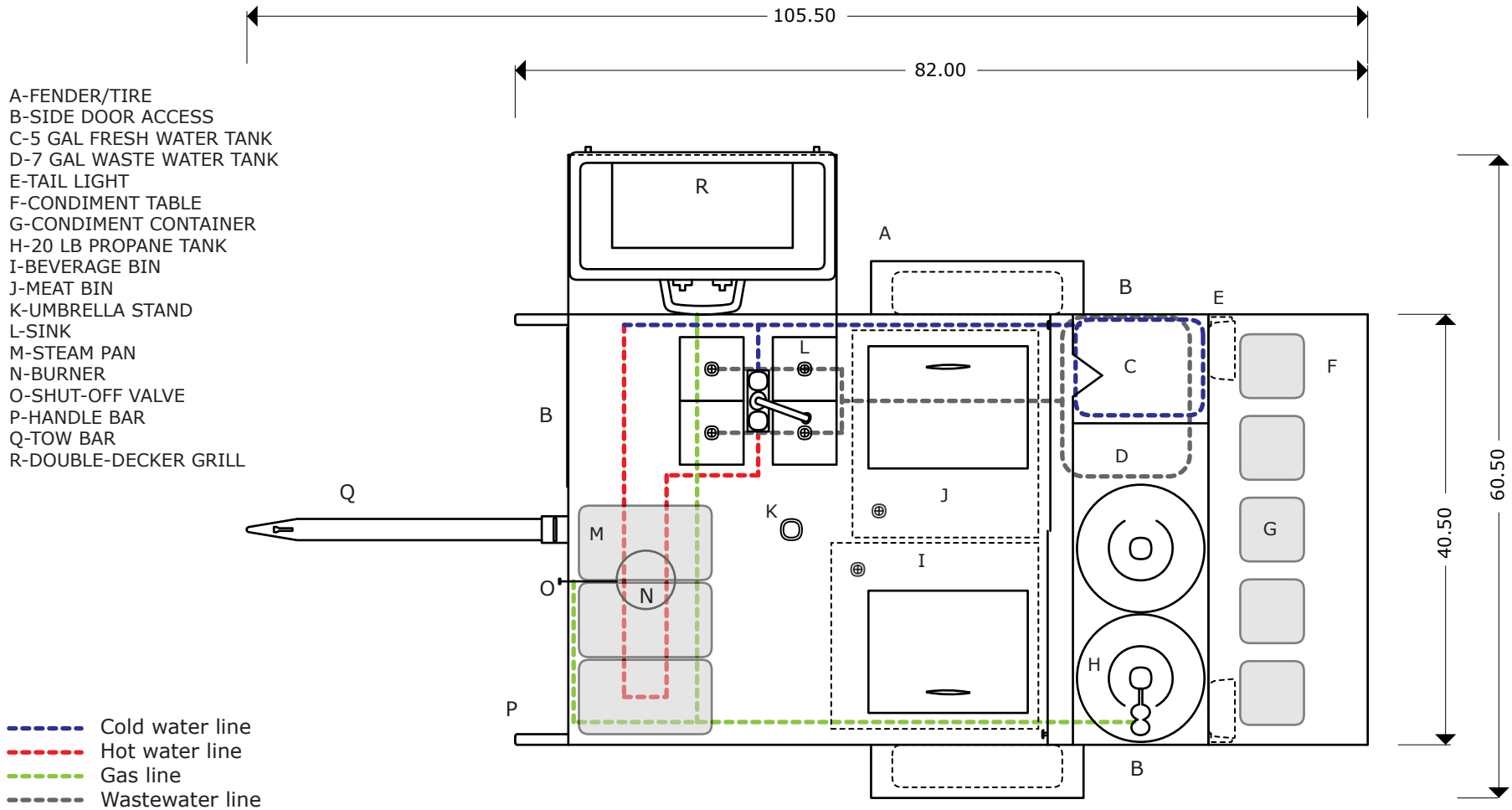
LEVELING STAND

The hot dog cart is equipped with a stationary leveling stand.

SPECIFICATIONS

CART BODY	L 80.25" x W 40.5" x H 44.25" 18-gauge stainless steel construction
TRAILER	L 105.5" x W 60.5* x H 57.75" 1 7/8" ball coupler 2 safety chains *incl. attachments (e.g., grill, shelf)
SUSPENSION	Highway rated 1/2 ton leaf suspension
TIRES	4.8" x 8" standard
ELECTRICAL	Tail, stop, signal, hazards Male wiring harness installed
LEVELING JACK	Stationary leveling stand
SINKS	4 sinks Wash, rinse, sanitize, handwashing
FRESH WATER TANK	5 GAL
WASTE WATER TANK	7 GAL
COLD STORAGE	Insulated beverage bin w/drain (144 can capacity) Insulated meat bin w/drain

DRY STORAGE	Bi-level bread box
STEAM PANS	3 - 1/3 size (7"x12"x6") 3 lids *Alternative config. avail.
BURNERS	1 - 19,000 BTU burner w/adjustable control (steam table)
GRILL	55,000 BTU Gas Double-rack
PROPANE	2 - 20 LB propane tanks (not incl.)
PROPANE REGULATOR	Two-stage regulator
STANDARD FEATURES	Hot and cold running water Swivel faucet
ADD'L EQUIPMENT OPTIONS	9 ft. market umbrella



- A-STORAGE SHELF
- B-STORAGE
- C-CONDIMENTS TABLE
- D-CONDIMENT CONTAINER
- E-TAIL LIGHT
- F-20 LB GAS TANK
- G-TIRE 4.8x8 STANDARD
- H-BEVERAGE BIN
- I-UMBRELLA STAND
- J-BURNER
- K-STAND
- L-TOW BAR w/BALL COUPLER
- M-SHUT-OFF VALVE
- N-HANDLE BAR
- O-STEAM PAN
- P-DOUBLE-DECKER GRILL
- Q-SINK

